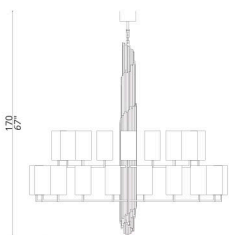


# SHINE



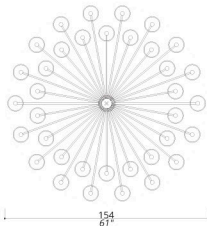
**2811-BB-41**

CHANDELIER

2 LAYERS CHANDELIER. CENTRAL STRUCTURE OF SOLID BRASS STICKS. 50 CENTIMETRES OF CHAIN INCLUDED.

STRUCTURE AND CONNECTION BOX IN F\_10 (NATURAL BRASS) AND F\_13 (BURNISHED BRASS FINISH)

36 LIGHTS  
TYPE E14



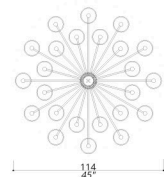
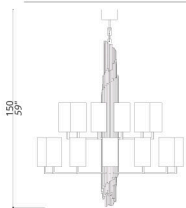
**2812-BB-41**

CHANDELIER

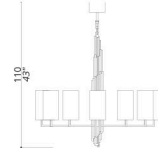
2 LAYERS CHANDELIER. CENTRAL STRUCTURE OF SOLID BRASS STICKS. 50 CENTIMETRES OF CHAIN INCLUDED.

STRUCTURE AND CONNECTION BOX IN F\_10 (NATURAL BRASS) AND F\_13 (BURNISHED BRASS FINISH)

24 LIGHTS  
TYPE E14



# SHINE



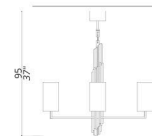
**2813-BB-41**

CHANDELIER

CENTRAL STRUCTURE OF SOLID BRASS STICKS. 50 CENTIMETRES OF CHAIN INCLUDED.

STRUCTURE AND CONNECTION BOX IN F\_10 (NATURAL BRASS) AND F\_13 (BURNISHED BRASS FINISH)

12 LIGHTS  
TYPE E14



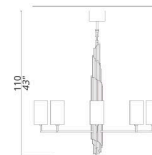
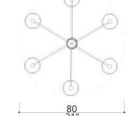
**2814-BB-41**

CHANDELIER

CENTRAL STRUCTURE OF SOLID BRASS STICKS. 50 CENTIMETRES OF CHAIN INCLUDED.

STRUCTURE AND CONNECTION BOX IN F\_10 (NATURAL BRASS) AND F\_13 (BURNISHED BRASS FINISH)

6 LIGHTS  
TYPE E14



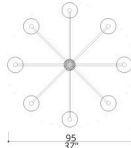
**2817-BB-41**

CHANDELIER

CENTRAL STRUCTURE OF SOLID BRASS STICKS. 50 CENTIMETRES OF CHAIN INCLUDED.

STRUCTURE AND CONNECTION BOX IN F\_10 (NATURAL BRASS) AND F\_13 (BURNISHED BRASS FINISH)

8 LIGHTS  
TYPE E14











**2817-NN-41**

CHANDELIER

STRUCTURE AND CONNECTION BOX IN F\_31 (POLISHED NICKEL FINISH) AND F\_33 (SATIN NICKEL FINISH)

8 LIGHTS  
TYPE E14

	<b>2815-BB</b>	PENDANT	STRUCTURE AND CONNECTION BOX IN F_10 (NATURAL BRASS) AND F_13 (BURNISHED BRASS FINISH)	3 LED LIGHTS INCLUDED
	<b>2815-NN</b>	PENDANT	STRUCTURE AND CONNECTION BOX IN F_31 (POLISHED NICKEL FINISH) AND F_33 (SATIN NICKEL FINISH)	3 LED LIGHTS INCLUDED
	<b>2816-BB</b>	PENDANT	STRUCTURE AND CONNECTION BOX IN F_10 (NATURAL BRASS) AND F_13 (BURNISHED BRASS FINISH)	1 LED LIGHT INCLUDED
	<b>2816-NN</b>	PENDANT	STRUCTURE AND CONNECTION BOX IN F_31 (POLISHED NICKEL FINISH) AND F_33 (SATIN NICKEL FINISH)	1 LED LIGHT INCLUDED
	<b>2822-BB-41</b>	WALL LAMP	STRUCTURE AND CONNECTION BOX IN F_10 (NATURAL BRASS) AND F_13 (BURNISHED BRASS FINISH)	2 LIGHTS TYPE E14
	<b>2831-BB-41</b>	TABLE LAMP	STRUCTURE AND CONNECTION BOX IN F_10 (NATURAL BRASS) AND F_13 (BURNISHED BRASS FINISH). METAL BASE	1 LIGHT TYPE E14
	<b>2833-BB-41</b>	TABLE LAMP	STRUCTURE AND CONNECTION BOX IN F_10 (NATURAL BRASS) AND F_13 (BURNISHED BRASS FINISH). METAL BASE	1 LIGHT TYPE E27
	<b>2833-NN-41</b>	TABLE LAMP	STRUCTURE AND CONNECTION BOX IN F_31 (POLISHED NICKEL FINISH) AND F_33 (SATIN NICKEL FINISH). METAL BASE	1 LIGHT TYPE E27

# SHINE



**2841-BB-41**

FLOOR LAMP

STRUCTURE AND CONNECTION BOX IN F\_10 (NATURAL BRASS) AND F\_13 (BURNISHED BRASS FINISH). METAL BASE

1 LIGHT TYPE E27